



inserts:		page
<b>CDD</b> .....	24 poles + ⊕	53
<b>CQE</b> .....	10 poles + ⊕	74
<b>CN</b> .....	6 poles + ⊕	80
<b>CCE</b> .....	6 poles + ⊕	86
<b>CNE, CSE</b> .....	6 poles + ⊕	87
<b>CSS</b> .....	6 poles + ⊕	98
<b>MIXO</b> .....	2 modules	137-151

insert centre distance:  
44 x 27 mm

hoods with 2 pegs



hoods with single lever

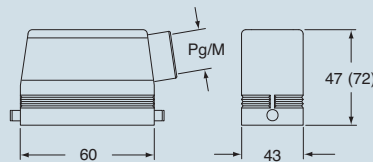


description	part No.		entry Pg		part No.		entry M	
with pegs, side entry	<b>CHO 06 L13</b>		13,5		<b>MHO 06 L20</b>		20	
with pegs, side entry	<b>CHO 06 L16</b>		16		<b>MHO 06 L25</b>		25	
with pegs, side entry, high construction	<b>CAO 06 L21</b>		21		<b>MAO 06 L25</b>		25	
with pegs, side entry, high construction	<b>CAO 06 L29</b>		29		<b>MAO 06 L32</b>		32	
with pegs, side entry, high construction, without adaptor *	<b>CFO 06 L21</b>		21		<b>MFO 06 L25</b>		25	
with pegs, side entry, high construction, without adaptor *	<b>CFO 06 L29</b>		29		<b>MFO 06 L32</b>		32	
with pegs, top entry	<b>CHV 06 L13</b>		13,5		<b>MHV 06 L20</b>		20	
with pegs, top entry	<b>CHV 06 L16</b>		16		<b>MHV 06 L25</b>		25	
with pegs, top entry, high construction	<b>CAV 06 L21</b>		21		<b>MAV 06 L25</b>		25	
with pegs, top entry, high construction	<b>CAV 06 L29</b>		29		<b>MAV 06 L32</b>		32	
with pegs, top entry, high construction, without adaptor *	<b>CFV 06 L21</b>		21		<b>MFV 06 L25</b>		25	
with pegs, top entry, high construction, without adaptor *	<b>CFV 06 L29</b>		29		<b>MFV 06 L32</b>		32	
with lever, top entry					<b>CHV 06 LG</b>	16		<b>MHV 06 LG25</b> 25
with lever, top entry, high construction					<b>CAV 06 LG21</b>	21		<b>MAV 06 LG25</b> 25
with lever, top entry, high construction					<b>CAV 06 LG29</b>	29		<b>MAV 06 LG32</b> 32
with lever, top entry, high constr., without adaptor *					<b>CFV 06 LG21</b>	21		<b>MFV 06 LG25</b> 25
with lever, top entry, high constr., without adaptor *					<b>CFV 06 LG29</b>	29		<b>MFV 06 LG32</b> 32

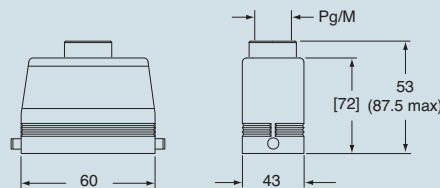
\* enclosure without adaptor, threaded on the body, to be used only with a complete cable clamp.

dimensions in mm

**CHO L (CAO L) and (CFO L)**  
**MHO L (MAO L) and (MFO L)**

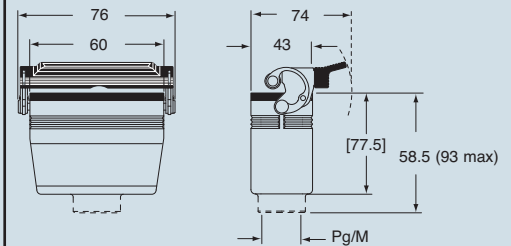


**CHV L (CAV L) and [CFV L]**  
**MHV L (MAV L) and [MFV L]**



dimensions in mm

**CHV LG (CAV LG) and [CFV LG]**  
**MHV LG (MAV LG) and [MFV LG]**



**CALUS**® Type 4/4X/12

dimensions shown are not binding and may be changed without notice

size 44,27